

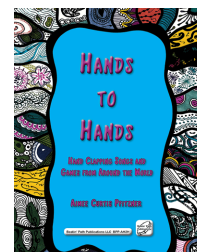
OMEA: February 2-4, 2023
Hand-Clapping Games

Not Just For the Playground

Presented by Brent Geyer

Double This, Double That/Mariposa
England & Mexico

- Suggested Grades: 1-2
- Partners
- Hand-clapping game without midline crossing
- Students create new compound words and share



Double This, Double That

Double, double, this, this (side, side, front, front)

Double, double, that, that (side, side, back, back)

Double this, Double that (side, front, side, back)

Double, double, this, that (side, side, front, back)

Mariposa

Mari, mari, po, po (front, front, back, back)

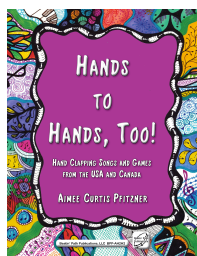
Mari, mari, sa, sa (front, front, side, side)

Mari, po, mari, sa (front, back, front, side)

Mari-po-sa (front, back, side)

Lemonade, Crunchy Ice
“Hands to Hands, Too”

- Suggested Grades: 2-3
- Partners, Small Group
- Hand-clapping game without midline crossing and incorporating opposite movements on each side of the body
- Modifications and Tips: Both hands go up/down instead of opposite. Practice alternating motion by yourself.
- Transfer to UPP: Words on hand drums, three claps on sticks
- Add frozen statue game at the end of each round



Lemonade (Flip hands, Clap 3x)

Crunchy ice (Flip hands, Clap 3x)

Sip it once (Flip hands, Clap 3x)

Sip it twice (Flip hands, Clap 3x)

Lemonade (Flip hands) **Crunchy Ice** (Flip hands)

Sip it once (Flip hands) **Sip it twice** (Flip hands)

Turn around. Touch the ground

Freeze!

Head & Shoulders

“120 Singing Games & Dances”

- Suggested Grades: 1-3
- Partners
- Hand-clapping game with midline crossing
- Students create new version with different body parts or actions
- Can be done as an elimination game. Students are eliminated if they point to the wrong body part or do not stay with the tempo as it increases each round.

Head and shoulders, baby 1, 2, 3

Head and shoulders, baby 1, 2, 3

Head and shoulders, head and shoulders, head and shoulders

Baby 1, 2, 3

Other verses or create your own

Knees & ankles...

Throw the ball...


Shoulders head...

Stella Ella Ola

Canada

- Suggested Grades: 2-4
- Circle Formation
- Steady beat song
- Elimination Game 1:
 - Teach the song by simply keeping the beat by yourself. Both palms facing up on each knee. RH taps LH then back to knee. Everyone keeps the steady beat throughout.
 - Switch to passing the beat. Still keeping the beat by yourself, each student passes the beat clockwise. Teacher can help by clapping the beat in front of each student. If they don't perform the clap on the beat, they're out.
- Elimination Game 2:
 - RH on top of LH. Your RH on top of the person to your right's LH. Palms facing up.
 - Each student keeps the beat by tapping the next person's RH (person on their left) on the beat going clockwise.
 - If the person's hand gets tapped on the last beat of the song, that person is out. If the last person pulls their hand away on the last beat, then the person who missed is out.

*There are many, many versions of this song. This is the one I learned as a kid and is close to the one found in *120 Singing Games and Dances*.



Stella Ella Ola, clap clap clap
 Singin' Es teega, teega
 Teega, teega, clap, clap
 Es teega, teega
 Valo, valo
 Valo, valo, valo-va
 1, 2, 3, 4, 5

My Landlord “120 Singing Games & Dances”

- Suggested Grades: 3-4
- Partners
- Hand-clapping game with midline crossing
- 8 Beat pattern and anacrusis
- Teaching lyrics through pictographs



My landlord rang my front doorbell
 I let it ring for a long long spell
 I went to the window. I peaked out the blinds
 I asked that man what was on his mind
 He said, “money honey. Oo wee.” (2x)
 If you wanna get along with me (2x)

- 8 Beat Clapping Pattern: Clap, R, Clap, L, Clap, High 10, Shoulders (cross), Pat (uncross)
- Start on the word “landlord”, not “my”.

Bo Bo Ski Watten Tatten

“Hands to Hands, Too”

- Suggested Grades: 4-5
- Partners
- Syncopated rhythms
- Advance hand-clapping game with midline crossing
- Cumulative & silly action song

**Bo bo ski watten tatten
Eh, eh, eh eh boom boom boom**

(Repeat)

Itty bitty watten tatten

Bo bo ski watten tatten

Bo bo ski watten tatten

Freeze, freeze, American cheese

Please don't show your _____ to me

(Fill in the blank with teeth, knees, elbows, eyes, stomach, face. Each time you perform the song without those body parts)

Bim Bam

- Suggested Grades: 3-5
- Individual or Partner
- Only sing the first time through. No body percussion.
- Sing again and clap on “bim”.
- Sing again and add pats on “biddy”.
- Sing again and add snaps on “bam”.
- Sing in a circle and tell students to sit down when they make a mistake. See who’s still standing at the end.
- Transfer BP to instruments: Bim = Drums, Bam = Metals, Biddy = Woods
- If you want to make it a partner or small group activity, change the “bam” to high tens.

**Bim bam, bim bam, biddy biddy bam
Biddy bam, biddy biddy bam, bim bam
(Repeat)**

**Bim bam, biddy biddy bam
Biddy bam, biddy biddy bam, bim bam
(Repeat)**

Seven

- Suggested Grades: 5-6
- Individual
- Transfer to tubanos. Place two students at each tubano for extra support.
- Perform in canon starting at the first repeat of the first pattern.

1, 2, 3, 4, 5, 6, 7

Repeat each pattern

Pattern 1: Pat only

Pattern 2: Pat-clap, pat-clap, pat-clap, pat

Pattern 3: Pat-clap-snap, pat-clap-snap, pat

Pattern 4: Criss-cross-criss, clap-snap-clap, pat

REFERENCES

- *Hands to Hands* by Aimee Curtis Pfitzner, Beatin' Path Publications, (Used with permission)
- *Hands to Hands, Too* by Aimee Curtis Pfitzner, Beatin' Path Publications, (Used with permission)
- *120 Singing Games & Dances* by Lois Choksy & David Brummitt, ISBN: 0136350380, 9780136350385