

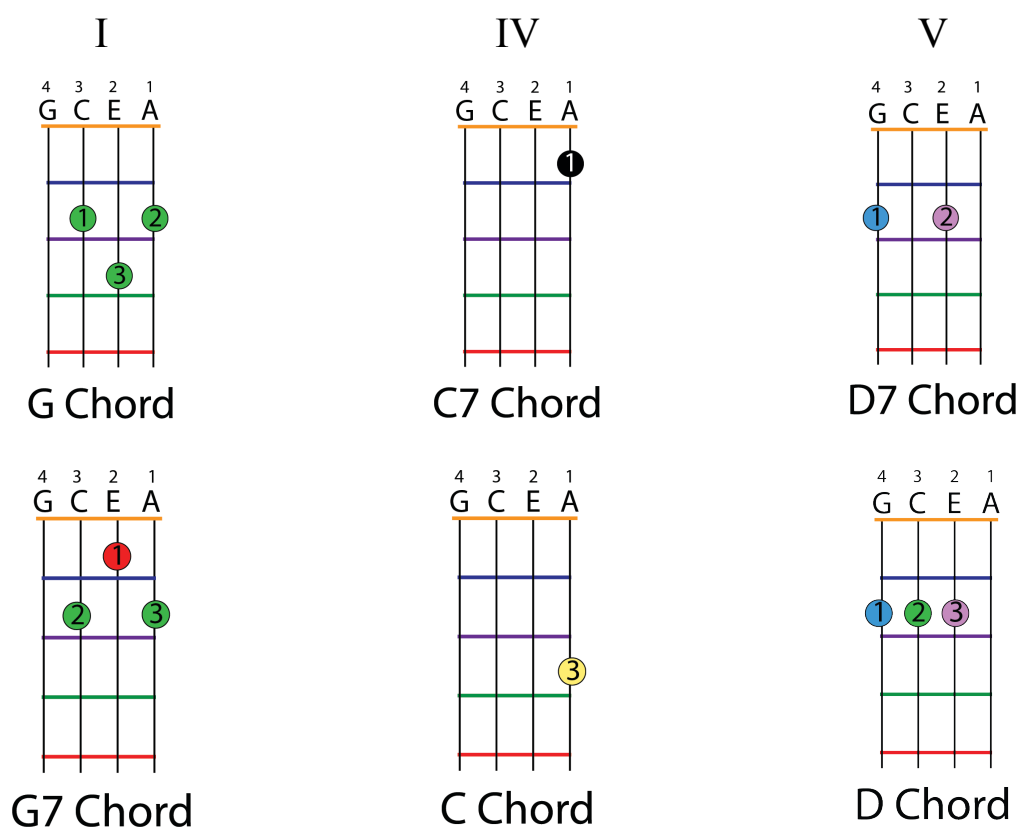
Form and Function: Ukulele and the Blues Form

Lorelei Batislaong
Center for Music Learning, Butler School of Music
The University of Texas at Austin
lorelei.batislaong@utexas.edu

Days of Old by BB King & Eric Clapton

King, Riley & Bihari, Jules (2000). Days of Old [Recorded by B.B. King & Eric Clapton]. On Riding with the King [mp3 file]. London, England & Los Angeles, CA: Duck/Reprise.

Ukulele chords used:




The Blues Form

G	G	G	G
C7	C7	G	G
D7	C7	G	(D7)

Utilize movement to introduce the blues form


- Establish macro- and micro- beat and form with the body
- Create own macro beat movement
- Change it to micro beat movement
- In small groups:
 - Create a statue (Green)
 - Expand or Collapse the statue for the duration of a sound (teacher-generated on UPP)
 - Add a second statue (Yellow)
 - Expand or Collapse the statue for the duration of a sound (teacher-generated on UPP)
 - Add a third statue (Red)
 - Expand or Collapse the statue for the duration of a sound (teacher-generated on UPP)
 - Create movement according to the progression sequence




- Add song

Transfer to Ukulele

Introduce G chord (green circles)

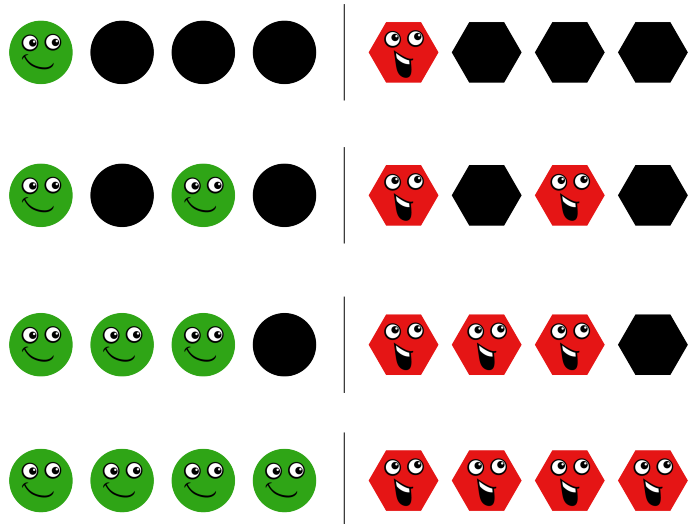


- Students play G (green circles) | Teacher plays C7 (yellow stars) and D7 (red hexagon)
- Introduce C7 (yellow stars)




- Practice transition from G to C7

Introduce D7 (red hexagon)




- Practice transition from G to D7



- Practice transition from D7 (red) to C7 (yellow) to G (green)

Play complete form




- Add recording (optional)

EXTENSION IDEAS:

Move away from using a recording and encourage your students to improvise!

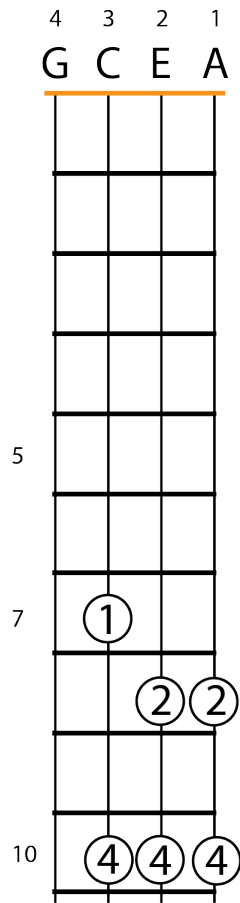
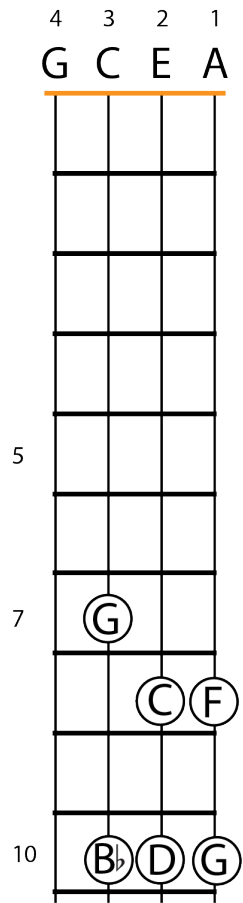
Use a blues pentatonic scale for the melody on a barred instrument or recorder as the ukulele plays the blues progression

Consider dividing the melody into call and response (3 times)



C D F **G** B^b C D^b D

G Blues Pentatonic Scale



G B \flat C

C D F

D F G¹